












Rank	Competitor	Age	Club	RT	PTS	Result
1	 Chloe Gladwin	SM19	18	0.82	872	2:40.75 S19 NZR Entry: 2:37.72 +3.03
	50m: 33.41 100m: 1:13.83 (40.42) 150m: 2:05.94 (52.11) 200m: 2:40.75 (34.81)					
2	 Quinn Pike	SM19	16 	0.64	795	2:45.78 Entry: 2:41.06 +4.72
	50m: 35.29 100m: 1:20.12 (44.83) 150m: 2:09.45 (49.33) 200m: 2:45.78 (36.33)					
3	 Emily Mullany	SM19	15	0.82	482	3:15.92 Entry: 3:09.50 +6.42
	50m: 44.24 100m: 1:37.94 (53.70) 150m: 2:33.14 (55.20) 200m: 3:15.92 (42.78)					
4	 Londyn Dillinger	SM9	14 	0.57	443	3:10.48 Entry: 3:05.14 +5.34
	50m: 39.01 100m: 1:24.68 (45.67) 150m: 2:24.67 (59.99) 200m: 3:10.48 (45.81)					
5	 Summer Vincent	SM14	17	0.85	346	3:16.93 Entry: 3:22.52 -5.59
	50m: 42.55 100m: 1:35.74 (53.19) 150m: 2:33.89 (58.15) 200m: 3:16.93 (43.04)					
6	 Sophie Newlove	SM19	13 	0.51	344	3:39.23 Entry: 3:50.85 -11.62
	50m: 44.37 100m: 1:40.19 (55.82) 150m: 2:52.59 (1:12.40) 200m: 3:39.23 (46.64)					
7	 Ruby Stace	SM13	13 		280	3:36.03 Entry: 3:49.37 -13.34
	50m: 48.93 100m: 1:43.06 (54.13) 150m: 2:47.39 (1:04.33) 200m: 3:36.03 (48.64)					